

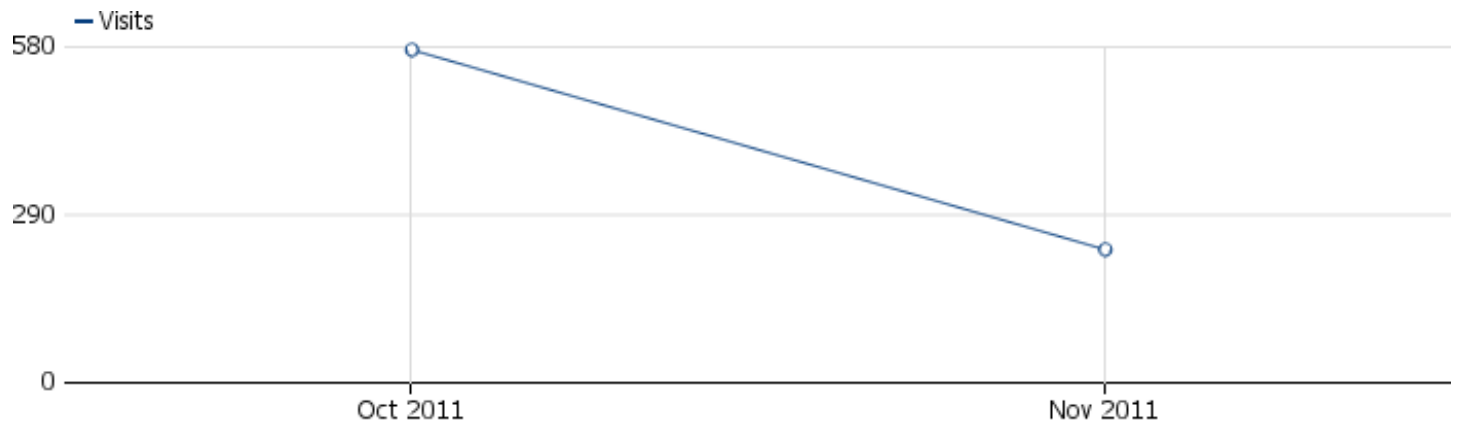


Website dev2

Date range: November 2011

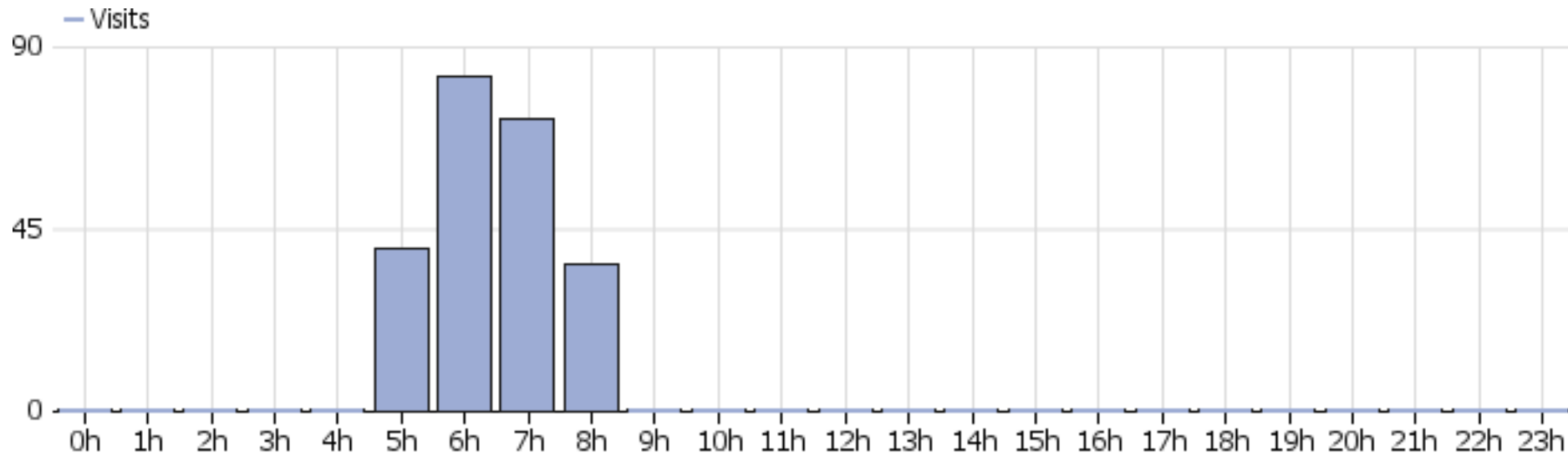
PDF G&T

Visits Summary



Name	Value
Visits	230
Unique visitors	39
Actions	326
Maximum actions in one visit	5
Bounce Rate	72%
Actions per Visit	1.4
Avg. Visit Duration (in seconds)	00:05:15
Pageviews	0
Unique Pageviews	0
Downloads	0
Unique Downloads	0
Outlinks	0
Unique Outlinks	0

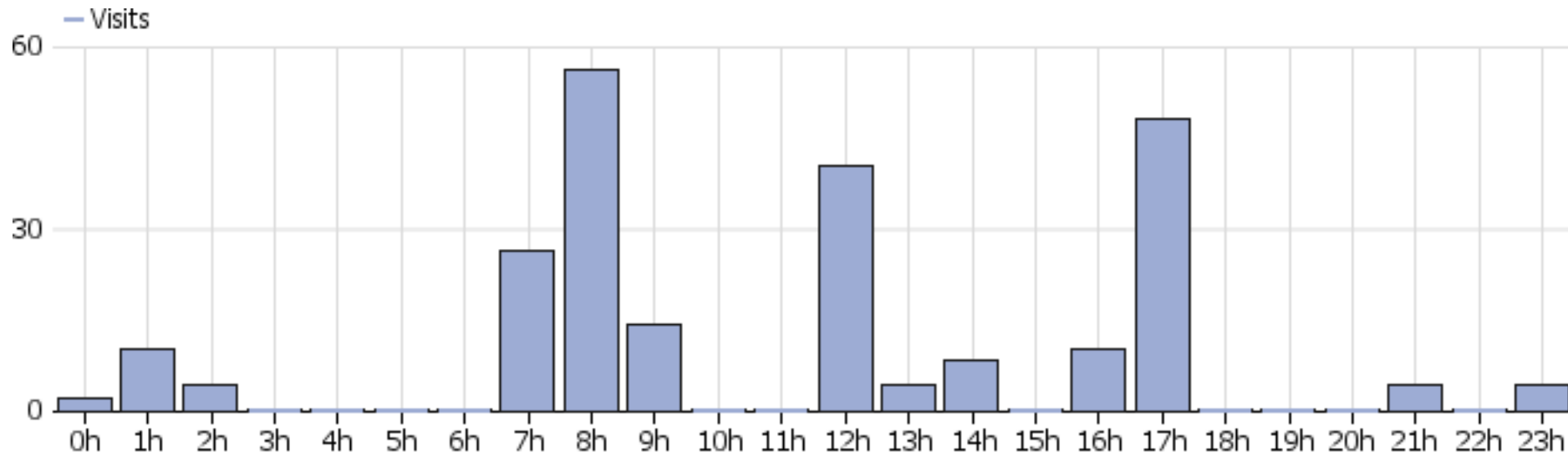
Visits by server time



Server time	Visits	Actions	Actions per Visit	Avg. Time on Website	Bounce Rate	Revenue
0h	0	0	0	00:00:00	0%	\$ 0
1h	0	0	0	00:00:00	0%	\$ 0
2h	0	0	0	00:00:00	0%	\$ 0
3h	0	0	0	00:00:00	0%	\$ 0
4h	0	0	0	00:00:00	0%	\$ 7282.22
5h	40	42	1.05	00:00:01	85%	\$ 0
6h	82	122	1.49	00:03:28	60.98%	\$ 0
7h	72	118	1.64	00:11:34	75%	\$ 0
8h	36	44	1.22	00:02:29	77.78%	\$ 0
9h	0	0	0	00:00:00	0%	\$ 0

10h	0	0	0	00:00:00	0%	\$ 0
11h	0	0	0	00:00:00	0%	\$ 0
12h	0	0	0	00:00:00	0%	\$ 0
13h	0	0	0	00:00:00	0%	\$ 0
14h	0	0	0	00:00:00	0%	\$ 0
15h	0	0	0	00:00:00	0%	\$ 0
16h	0	0	0	00:00:00	0%	\$ 0
17h	0	0	0	00:00:00	0%	\$ 0
18h	0	0	0	00:00:00	0%	\$ 0
19h	0	0	0	00:00:00	0%	\$ 0
20h	0	0	0	00:00:00	0%	\$ 0
21h	0	0	0	00:00:00	0%	\$ 0
22h	0	0	0	00:00:00	0%	\$ 0
23h	0	0	0	00:00:00	0%	\$ 0

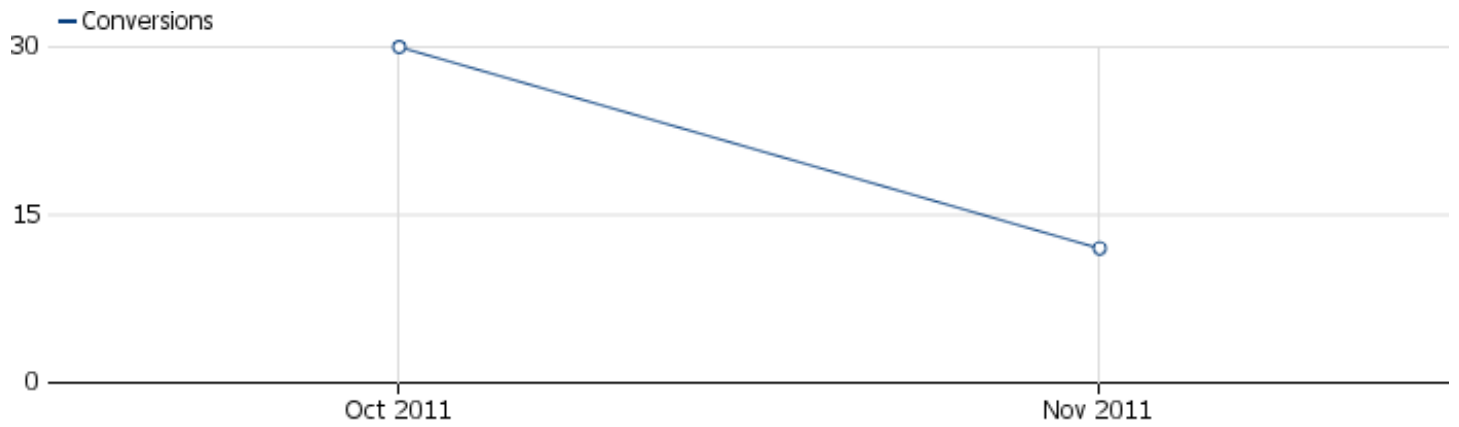
Visits by local time



Local time	Visits	Actions	Actions per Visit	Avg. Time on Website	Bounce Rate	Conversion Rate
0h	2	2	1	00:00:00	100%	0%
1h	10	12	1.2	00:00:37	80%	0%
2h	4	4	1	00:00:00	100%	0%
3h	0	0	0	00:00:00	0%	0%
4h	0	0	0	00:00:00	0%	0%
5h	0	0	0	00:00:00	0%	0%
6h	0	0	0	00:00:00	0%	0%
7h	26	40	1.54	00:00:44	61.54%	0%
8h	56	76	1.36	00:02:50	67.86%	0%
9h	14	14	1	00:00:00	100%	0%

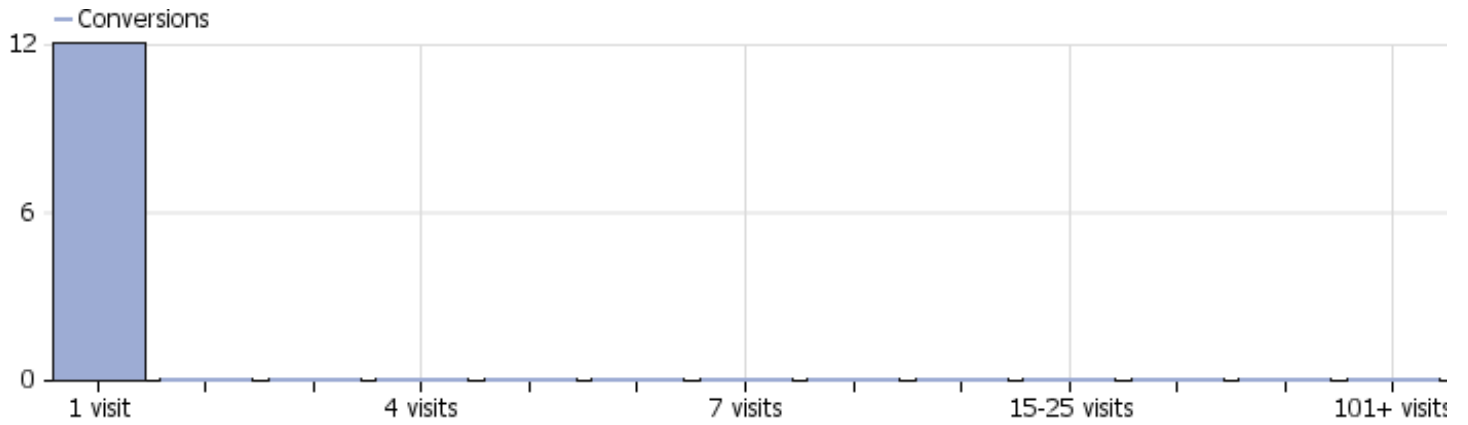
10h	0	0	0	00:00:00	0%	0%
11h	0	0	0	00:00:00	0%	0%
12h	40	44	1.1	00:01:18	80%	25%
13h	4	4	1	00:00:00	100%	0%
14h	8	12	1.5	00:06:37	75%	0%
15h	0	0	0	00:00:00	0%	0%
16h	10	10	1	00:00:00	100%	0%
17h	48	100	2.08	00:19:08	50%	0%
18h	0	0	0	00:00:00	0%	0%
19h	0	0	0	00:00:00	0%	0%
20h	0	0	0	00:00:00	0%	0%
21h	4	4	1	00:00:00	100%	0%
22h	0	0	0	00:00:00	0%	0%
23h	4	4	1	00:00:00	100%	0%

Ecommerce Orders



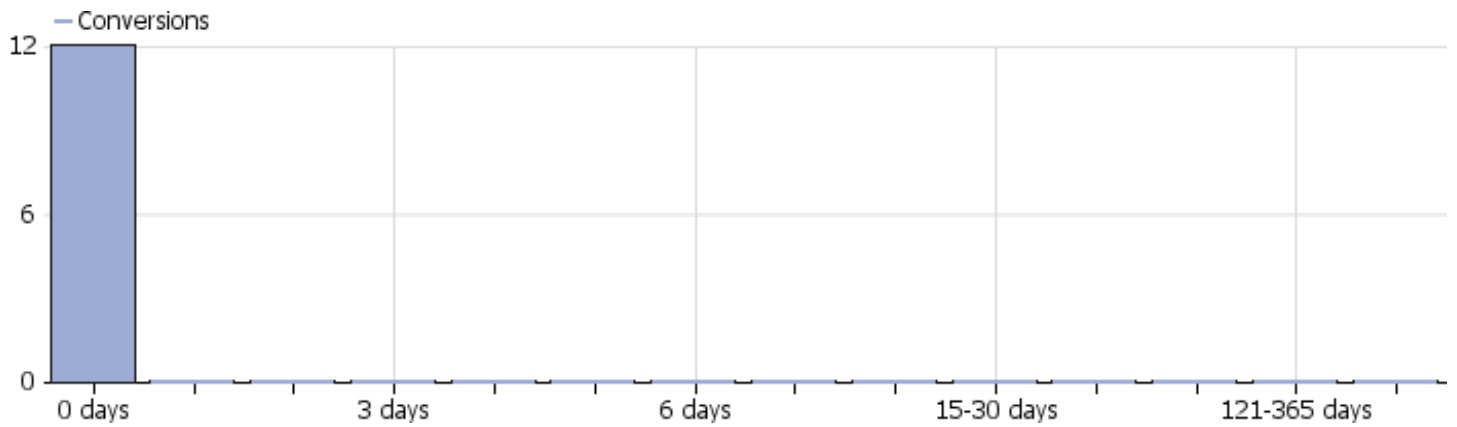
Name	Value
Ecommerce Orders	12
Visits with Conversions	8
Conversion Rate	3.48%
Revenue	\$ 7282.22
Subtotal	\$ 11400
Tax	\$ 2662
Shipping	\$ 640.22
Discount	\$ 1372
Purchased Products	48
Average Order Value	\$ 606.85

Ecommerce Orders - Visits to Conversion



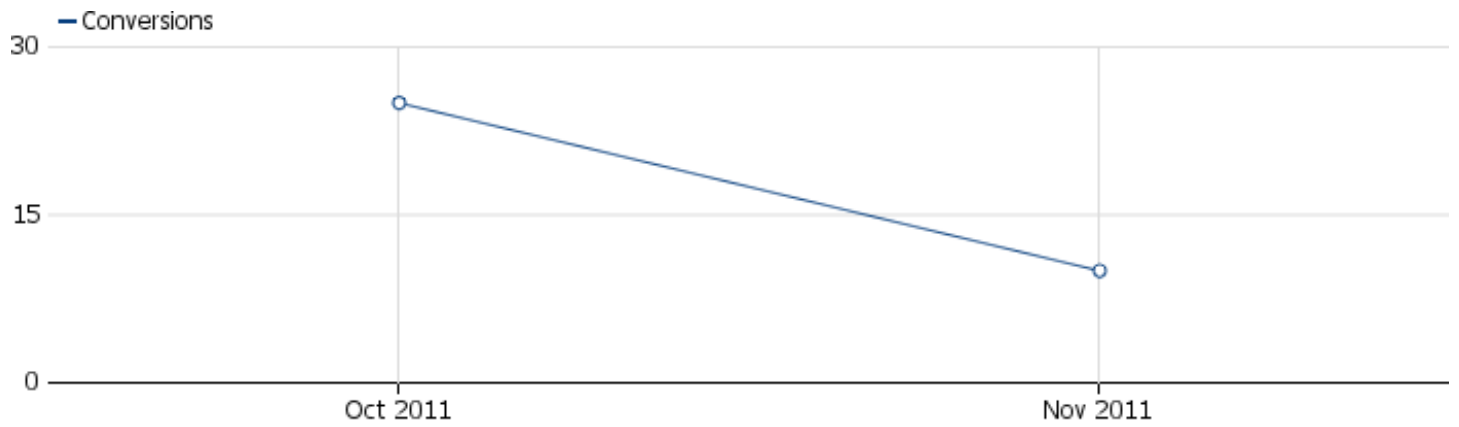
Visits to Conversion	Conversions
1 visit	12
2 visits	0
3 visits	0
4 visits	0
5 visits	0
6 visits	0
7 visits	0
8 visits	0
9-14 visits	0
15-25 visits	0
26-50 visits	0
51-100 visits	0
101+ visits	0

Ecommerce Orders - Days to Conversion



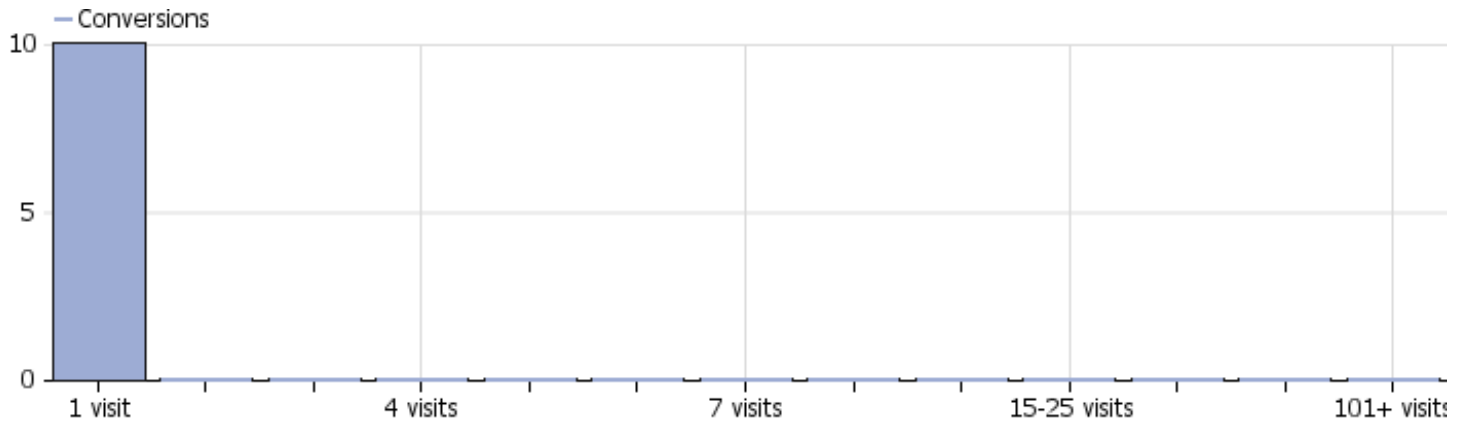
Days to Conversion	Conversions
0 days	12
1 day	0
2 days	0
3 days	0
4 days	0
5 days	0
6 days	0
7 days	0
8-14 days	0
15-30 days	0
31-60 days	0
61-120 days	0
121-365 days	0
365+ days	0

Abandoned Carts



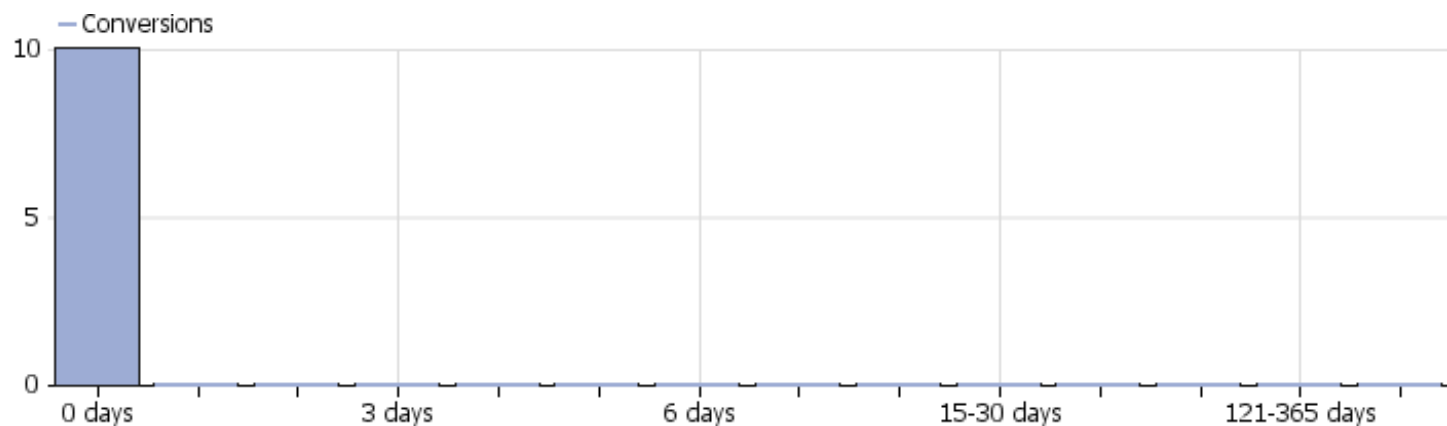
Name	Value
Abandoned Carts	10
Conversion Rate	4.35%
Revenue left in cart	\$ 19060.70
Products left in cart	72

Abandoned Carts - Visits to Conversion



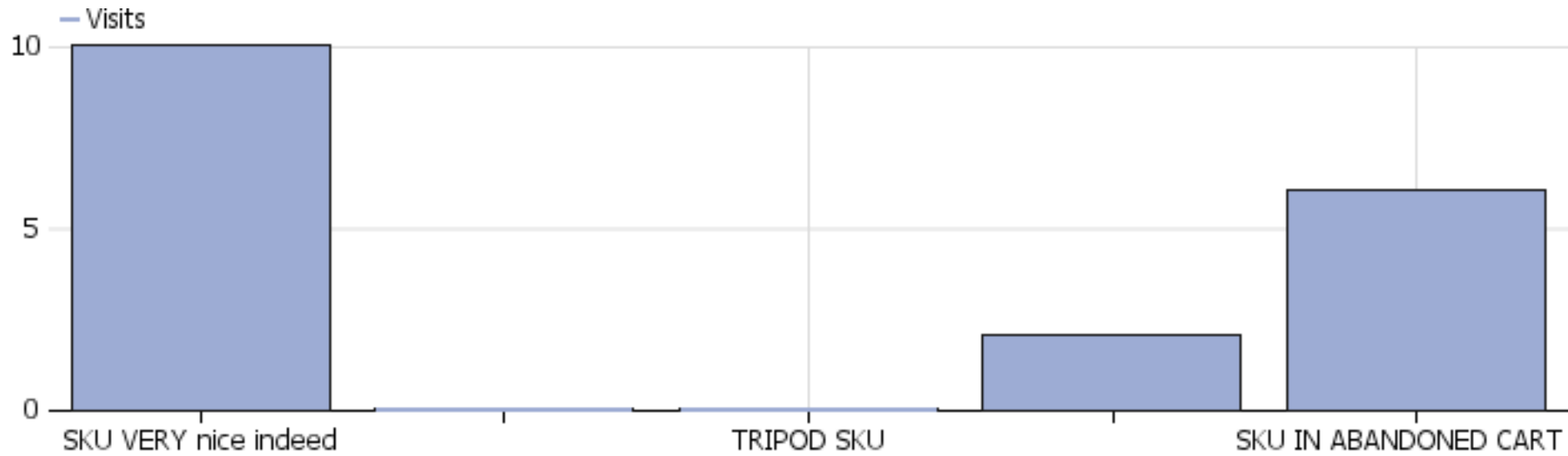
Visits to Conversion	Conversions
1 visit	10
2 visits	0
3 visits	0
4 visits	0
5 visits	0
6 visits	0
7 visits	0
8 visits	0
9-14 visits	0
15-25 visits	0
26-50 visits	0
51-100 visits	0
101+ visits	0

Abandoned Carts - Days to Conversion



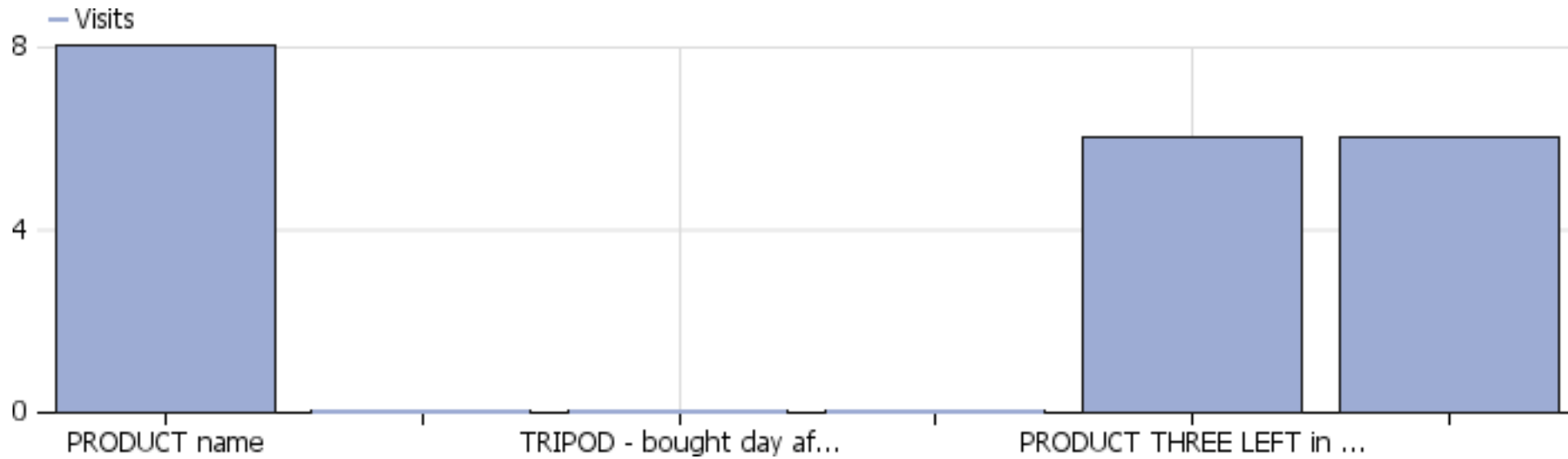
Days to Conversion	Conversions
0 days	10
1 day	0
2 days	0
3 days	0
4 days	0
5 days	0
6 days	0
7 days	0
8-14 days	0
15-30 days	0
31-60 days	0
61-120 days	0
121-365 days	0
365+ days	0

Product SKU



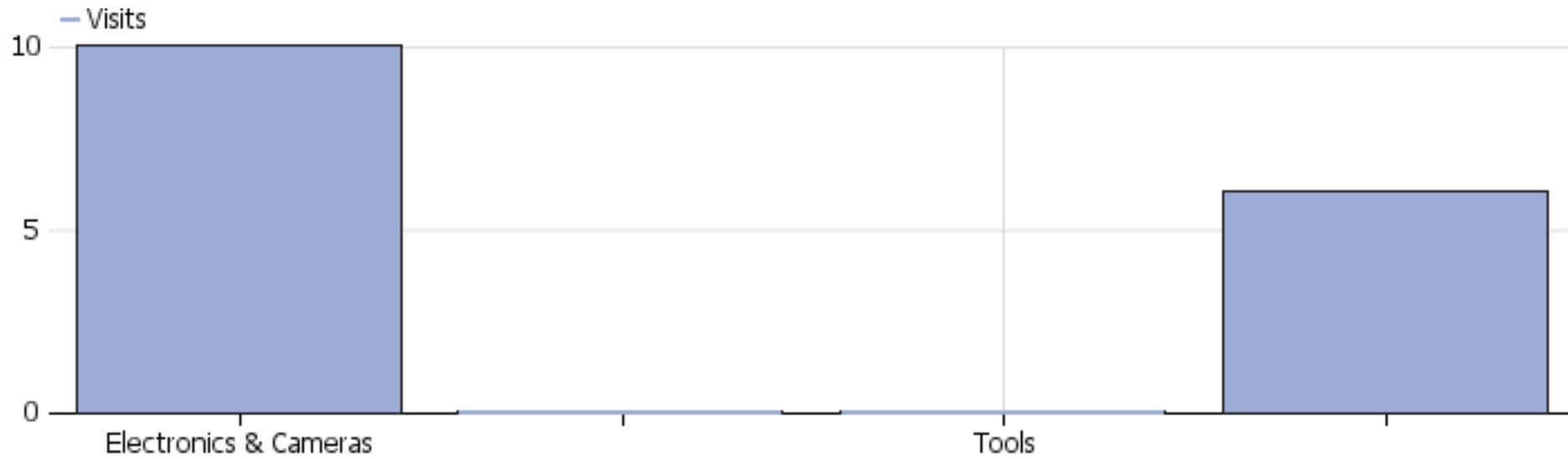
Product SKU	Product Revenue	Quantity	Unique Purchases	Average Price	Average Quantity	Visits	Product Conversion Rate
SKU VERY nice indeed	\$ 2000	4	2	500	2	10	20%
ANOTHER SKU HERE	\$ 1200	12	2	100	6	0	0%
TRIPOD SKU	\$ 800	8	4	100	2	0	0%
SKU2	\$ 580	24	6	51.67	4	2	300%
SKU IN ABANDONED CART TWO	\$ 0	0	0	0	0	6	0%

Product Name



Product Name	Product Revenue	Quantity	Unique Purchases	Average Price	Average Quantity	Visits	Product Conversion Rate
PRODUCT name	\$ 2000	4	2	500	2	8	25%
PRODUCT name BIS	\$ 1200	12	2	100	6	0	0%
TRIPOD - bought day after	\$ 800	8	4	100	2	0	0%
Canon SLR	\$ 580	24	6	51.67	4	0	0%
PRODUCT THREE LEFT in cart	\$ 0	0	0	0	0	6	0%
PRODUCT TWO LEFT in cart	\$ 0	0	0	0	0	6	0%

Product Category



Product Category	Product Revenue	Quantity	Unique Purchases	Average Price	Average Quantity	Visits	Product Conversion Rate
Electronics & Cameras	\$ 2580	28	8	163.75	3.5	10	80%
Product Category not defined	\$ 1200	12	2	100	6	0	0%
Tools	\$ 800	8	4	100	2	0	0%
Category TWO LEFT in cart	\$ 0	0	0	0	0	6	0%

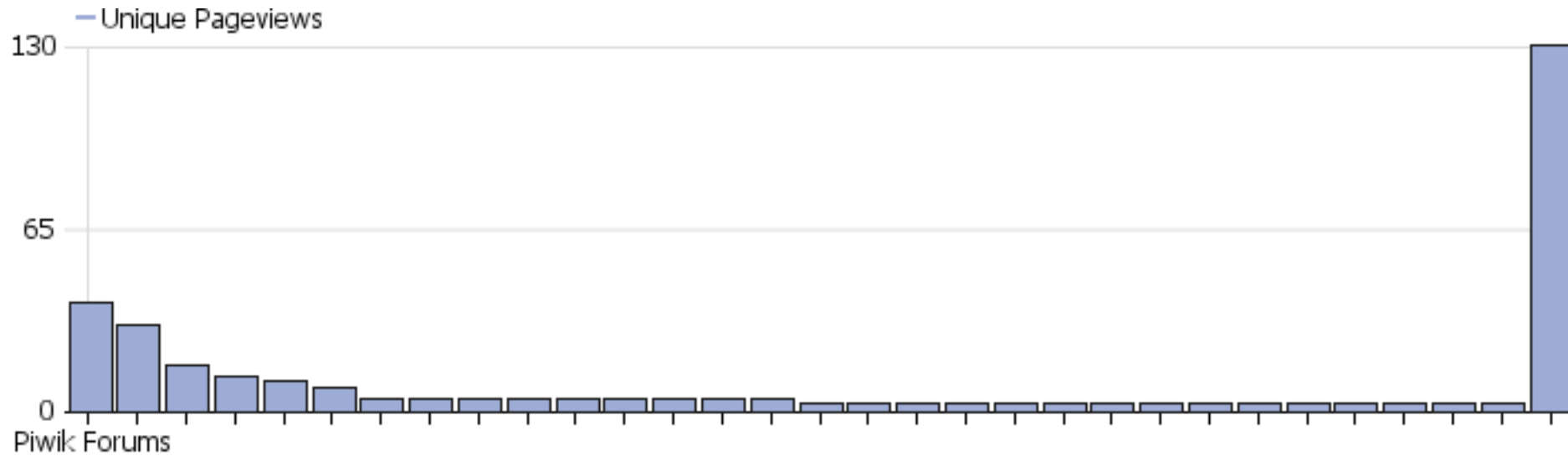
Pages



Page URL	Unique Pageviews	Pageviews	Entrances	Avg. time on page	Bounce Rate	Exits	Exit rate
/list.php?2	26	26	16	00:03:08	88%	20	77%
/index	18	18	16	00:00:13	88%	16	89%
/index.htm	18	24	12	00:00:00	50%	18	100%
/register.php	14	14	14	00:01:29	0%	0	0%
/read.php?2,77199	12	12	8	00:00:00	100%	12	100%
/index.php	8	8	0	00:00:00	0%	8	100%
/list.php?3,page=2	6	6	2	00:00:00	100%	6	100%
/read.php?2,77324,77331	6	6	0	00:09:21	0%	2	33%
/control.php	4	4	0	00:00:34	0%	2	50%
/list.php?3	4	4	4	00:00:00	100%	4	100%

/login.php	4	4	4	00:01:17	0%	0	0%
/read.php?2,3476	4	4	4	00:00:00	100%	4	100%
/read.php?2,3740	4	4	2	00:06:37	100%	2	50%
/read.php?2,4593	4	4	4	00:00:08	50%	2	50%
/read.php?2,73068	4	6	4	00:03:16	50%	4	100%
/read.php?2,73759	4	4	4	00:00:00	100%	4	100%
/read.php?3,74194	4	4	4	00:07:13	50%	2	50%
/control.php?0,panel=sig	2	2	0	00:00:00	0%	2	100%
/control.php?0,panel=summary	2	2	0	00:00:00	0%	2	100%
/control.php?0,panel=user	2	2	2	00:00:00	100%	2	100%
/list.php?5	2	2	2	00:00:00	100%	2	100%
/list.php?5,page=4	2	2	2	00:00:00	100%	2	100%
/login.php?2	2	2	2	00:24:04	0%	0	0%
/posting.php	2	2	0	00:24:18	0%	0	0%
/read.php?2,397	2	2	2	00:00:00	100%	2	100%
/read.php?2,672	2	2	2	00:00:00	100%	2	100%
/read.php?2,2808	2	2	2	00:27:14	0%	0	0%
/read.php?2,2845	2	2	2	00:00:00	100%	2	100%
/read.php?2,2964	2	2	2	00:00:00	100%	2	100%
/read.php?2,3022	2	2	2	00:25:49	0%	0	0%
Others	142	142	96	00:05:12	77%	98	69%

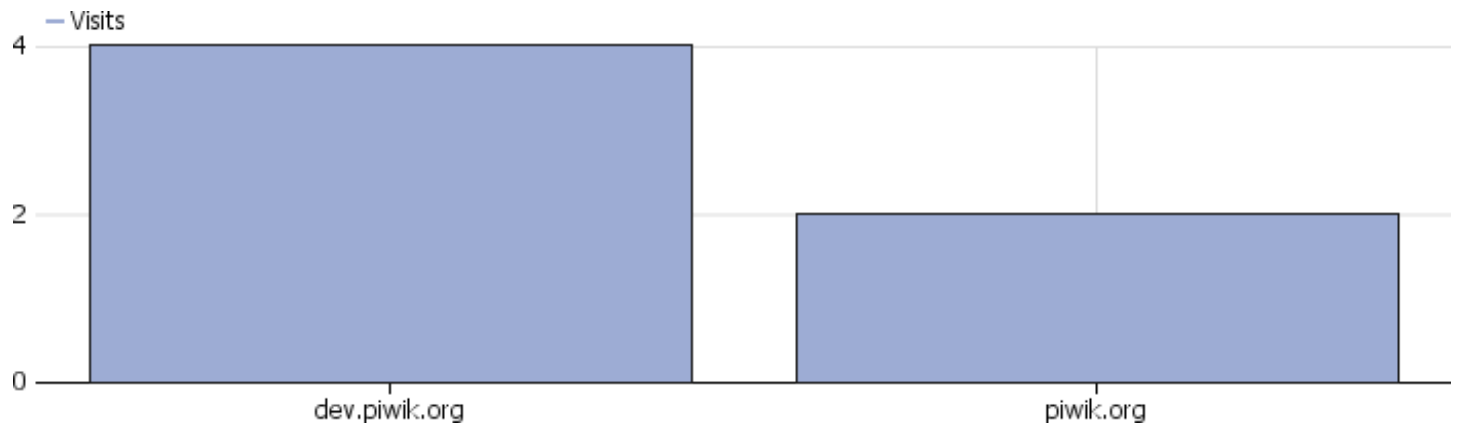
Page titles



Page Name	Unique Pageviews	Pageviews	Entrances	Avg. time on page	Bounce Rate	Exits	Exit rate
Piwik Forums	38	46	34	00:00:47	41%	24	63%
Piwik Forums :: Piwik General Questions	30	30	18	00:05:57	78%	20	67%
Piwik 1.5 RC testing: JS canvas charts (beta), Ecommer	16	16	10	00:00:00	100%	16	100%
View product left in cart	12	12	0	00:00:00	0%	12	100%
Piwik Forums :: Piwik Feature Suggestions	10	10	6	00:00:00	100%	10	100%
weird output from archive.sh	8	8	0	00:07:01	0%	4	50%
ini_set() in Piwik	4	4	2	00:06:37	100%	2	50%
piwik 0.4.3 and bing	4	4	4	00:00:08	50%	2	50%
Piwik Forums :: Control Center :: Edit Signature	4	4	0	00:00:00	0%	4	100%
Piwik Forums :: Control Center :: Personal Profile	4	4	0	00:00:34	0%	2	50%

Piwik Forums :: Deutschsprachiges Forum - German suppo	4	4	4	00:00:00	100%	4	100%
Remove parse_ini_file() depends	4	4	4	00:00:00	100%	4	100%
Request: Users to be able to register	4	4	4	00:07:13	50%	2	50%
SiteSearch Plugin, Binding Data	4	6	4	00:03:16	50%	4	100%
why should I go with Piwik over Open Web Analytics (OW	4	4	4	00:00:00	100%	4	100%
"problem writing temporary file," again	2	2	2	00:00:00	100%	2	100%
0.4 and PHP 5.2.10	2	2	2	00:00:00	100%	2	100%
Actions -> Pages not working correctly after Update	2	2	2	00:00:00	100%	2	100%
Actions.getPageUrl question, Is it possible to get the	2	2	0	00:09:50	0%	0	0%
admin console unresponsive: freezes website	2	2	2	00:00:00	100%	2	100%
Allowed memory size exhausted	2	2	2	00:00:00	100%	2	100%
Another Product page	2	2	2	00:00:00	100%	2	100%
Another Product page with no category	2	2	2	00:00:00	0%	0	0%
Any way to track direct downloads?	2	2	2	00:00:00	100%	2	100%
automatisches Update funktioniert nicht	2	2	2	00:00:00	100%	2	100%
best strategy for analyzing internal search -goal, cus	2	2	0	00:19:56	0%	0	0%
bug after 10 000 visitor by day	2	2	2	00:00:00	100%	2	100%
Bug report: Fatal error: Declaration of Piwik_SearchEn	2	2	2	00:00:00	100%	2	100%
Bug since update from piwiki 0.5.4 to 0.5.5	2	2	0	00:21:00	0%	0	0%
cannot login when behind reverse proxy (FIXED)	2	2	0	00:09:56	0%	0	0%
Others	130	130	98	00:05:33	69%	88	68%

Outlinks

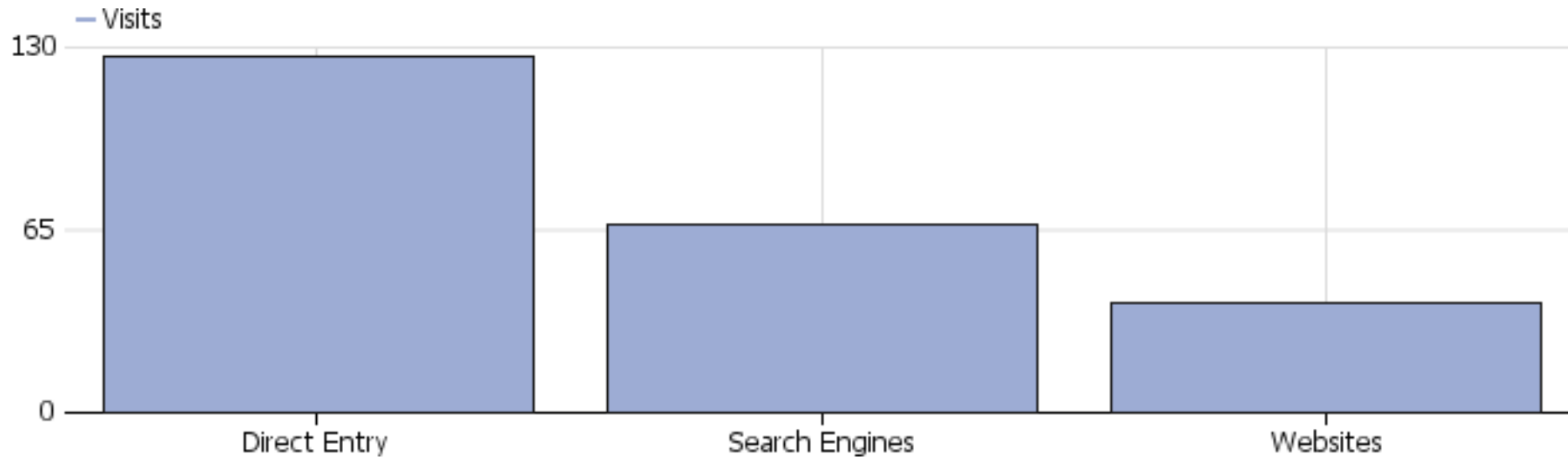


Clicked URL	Pageviews	Visits
dev.piwik.org	4	4
piwik.org	2	2

Downloads

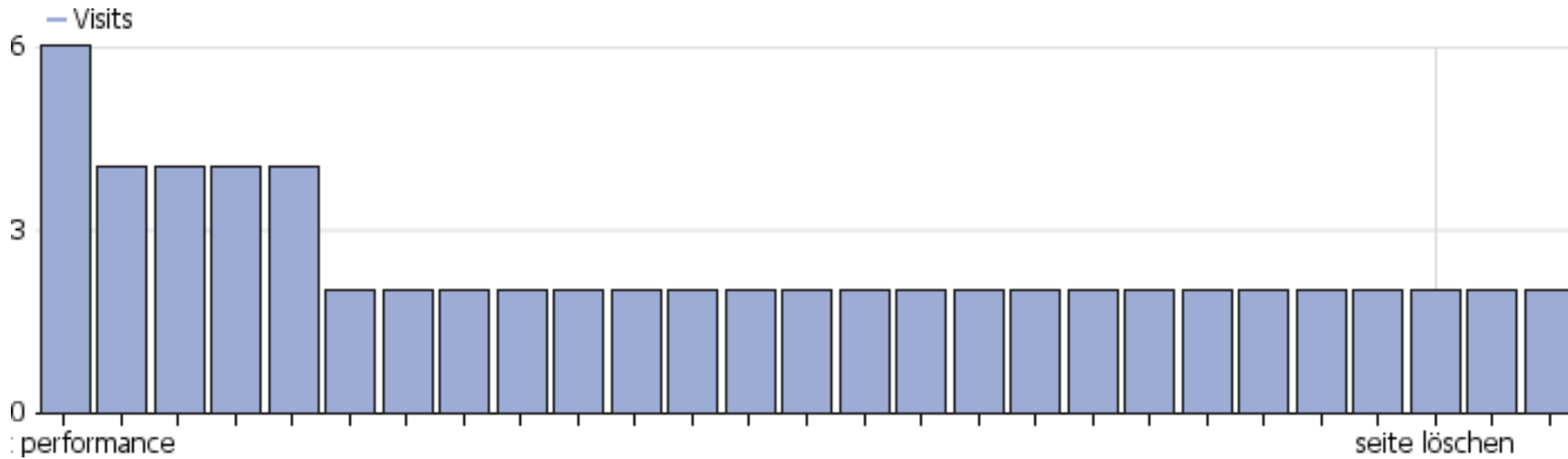
There is no data for this report.

Referrer Type



Referrer Type	Visits	Actions	Actions per Visit	Avg. Time on Website	Bounce Rate	Revenue
Direct Entry	126	212	1.68	00:08:45	58.73%	\$ 0
Search Engines	66	74	1.12	00:01:36	90.91%	\$ 0
Websites	38	40	1.05	00:00:01	84.21%	\$ 7282.22

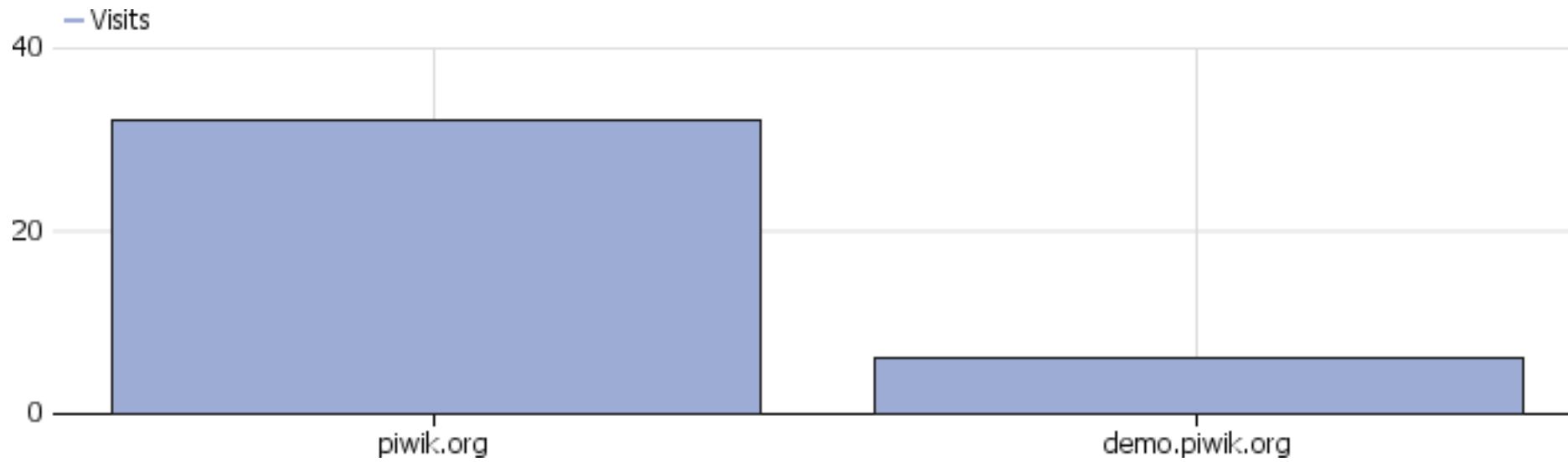
Keywords



Keyword	Visits	Actions	Actions per Visit	Avg. Time on Website	Bounce Rate	Revenue
piwik performance	6	8	1.33	00:08:37	66.67%	\$ 0
google adwords	4	4	1	00:00:00	100%	\$ 0
piwik bingbot	4	6	1.5	00:00:08	50%	\$ 0
piwik site search	4	8	2	00:13:14	50%	\$ 0
where to add owa site tracking code?	4	4	1	00:00:00	100%	\$ 0
can direct downloading be tracked	2	2	1	00:00:00	100%	\$ 0
codeigniter analytics library -google	2	2	1	00:00:00	100%	\$ 0
custom variables	2	2	1	00:00:00	100%	\$ 0
disallow folders using htaccess instead of robots	2	2	1	00:00:00	100%	\$ 0
forum.piwik.org	2	2	1	00:00:00	100%	\$ 0

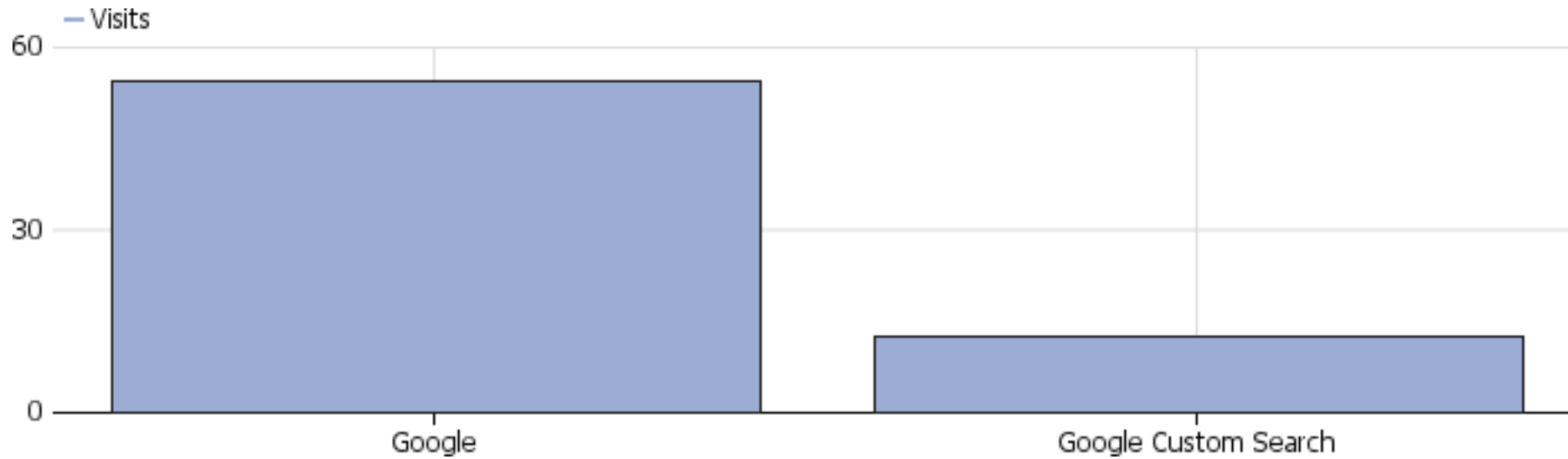
forum tracking	2	2	1	00:00:00	100%	\$ 0
ipod touch 4g resolution	2	2	1	00:00:00	100%	\$ 0
jquery-event-playback	2	2	1	00:00:00	100%	\$ 0
microsoft site:forum.piwik.org	2	2	1	00:00:00	100%	\$ 0
php fatal error: declaration must be compatible with t	2	2	1	00:00:00	100%	\$ 0
piwik allowed memory size of 8388608 bytes exhausted	2	2	1	00:00:00	100%	\$ 0
piwik 1.5	2	2	1	00:00:00	100%	\$ 0
piwik api visitor log	2	2	1	00:00:00	100%	\$ 0
piwik internal search	2	2	1	00:00:00	100%	\$ 0
piwik on a vps	2	2	1	00:00:00	100%	\$ 0
piwik results by site	2	2	1	00:00:00	100%	\$ 0
piwik themes	2	2	1	00:00:00	100%	\$ 0
piwik traffic	2	2	1	00:00:00	100%	\$ 0
piwik visitor generator	2	2	1	00:00:00	100%	\$ 0
seite löschen	2	2	1	00:00:00	100%	\$ 0
upgrade	2	2	1	00:00:00	100%	\$ 0
where is piwik id drupal	2	2	1	00:00:00	100%	\$ 0



Websites



Website	Visits	Actions	Actions per Visit	Avg. Time on Website	Bounce Rate	Revenue
piwik.org	32	34	1.06	00:00:01	81.25%	\$ 7282.22
demo.piwik.org	6	6	1	00:00:00	100%	\$ 0

Search Engines

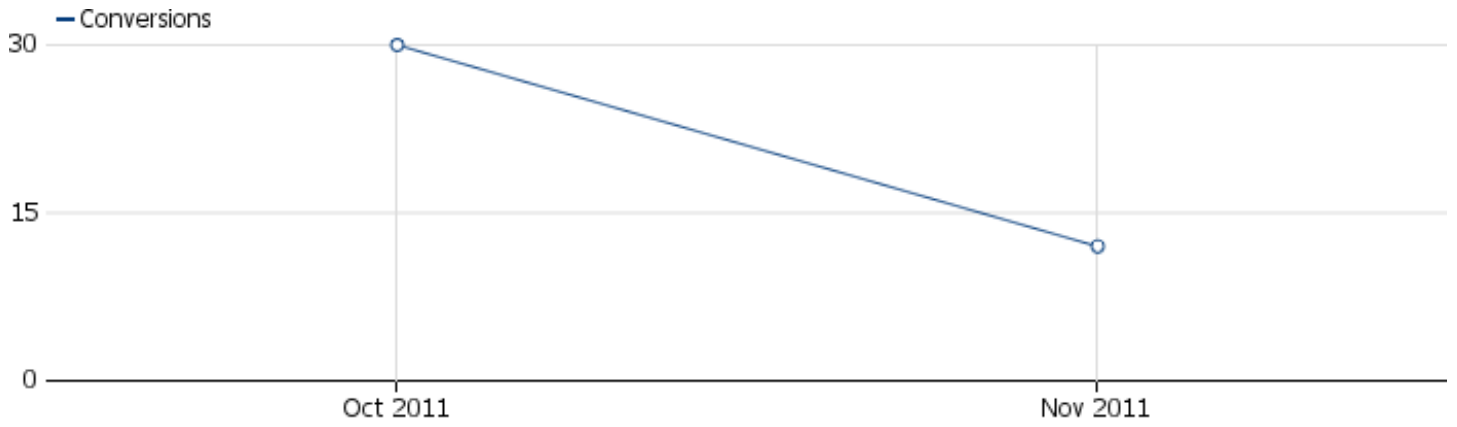


Search Engine	Visits	Actions	Actions per Visit	Avg. Time on Website	Bounce Rate	Revenue
 Google	54	62	1.15	00:01:57	88.89%	\$ 0
 Google Custom Search	12	12	1	00:00:00	100%	\$ 0

Campaigns

There is no data for this report.

Goals



Name	Value
Conversions	12
Visits with Conversions	10
Conversion Rate	4.35%
Revenue	\$ 7282.22

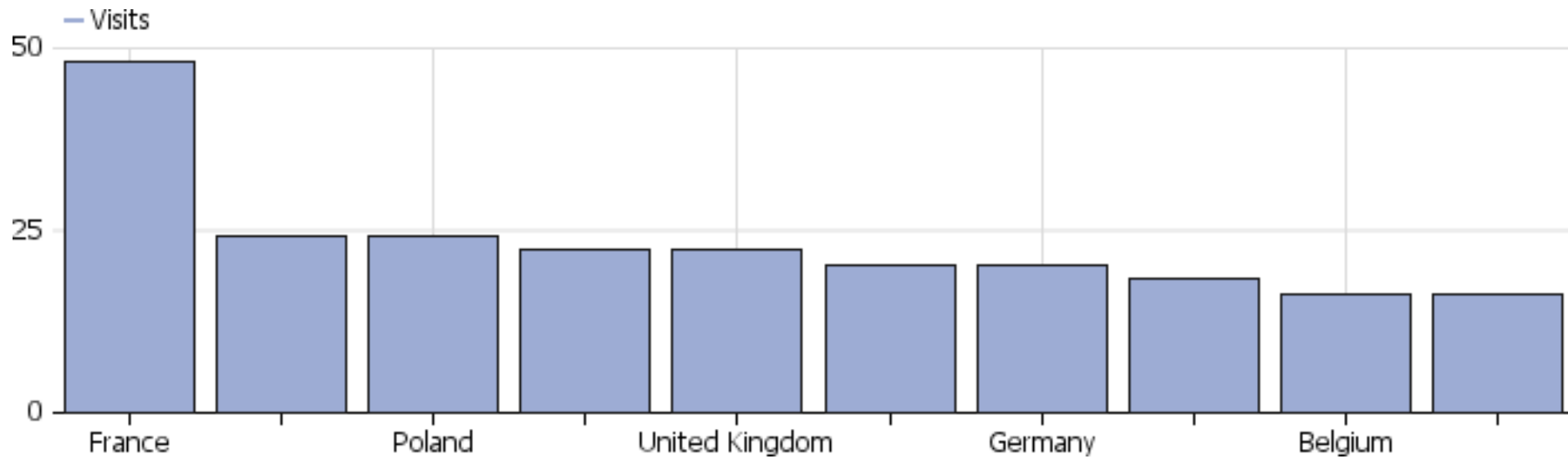
Visits to Conversion

There is no data for this report.

Days to Conversion

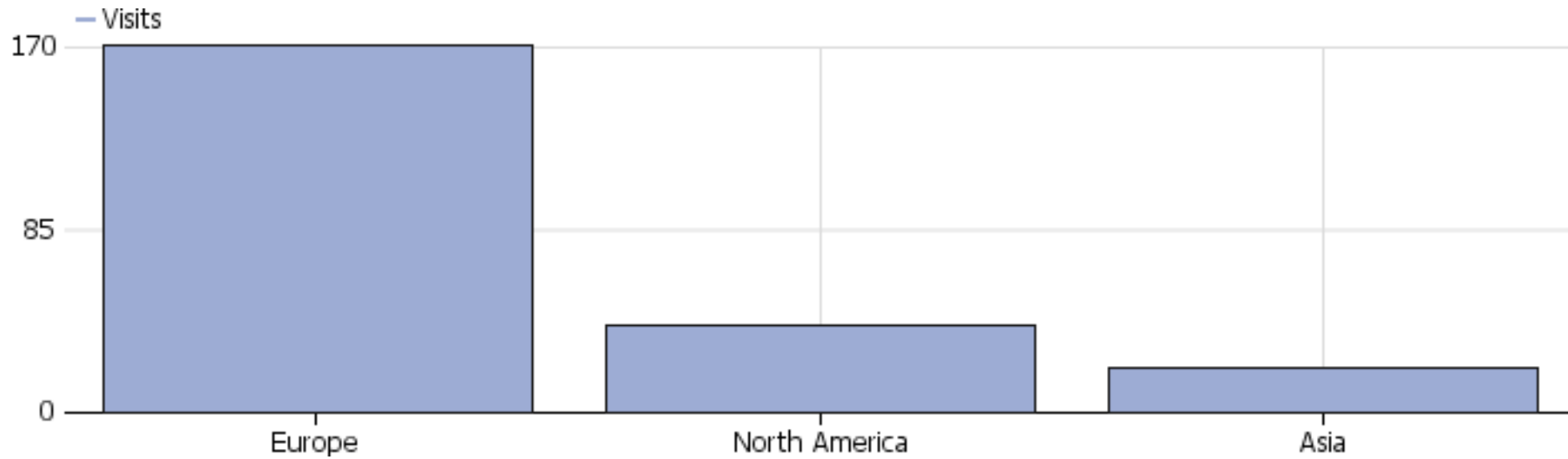
There is no data for this report.

Country



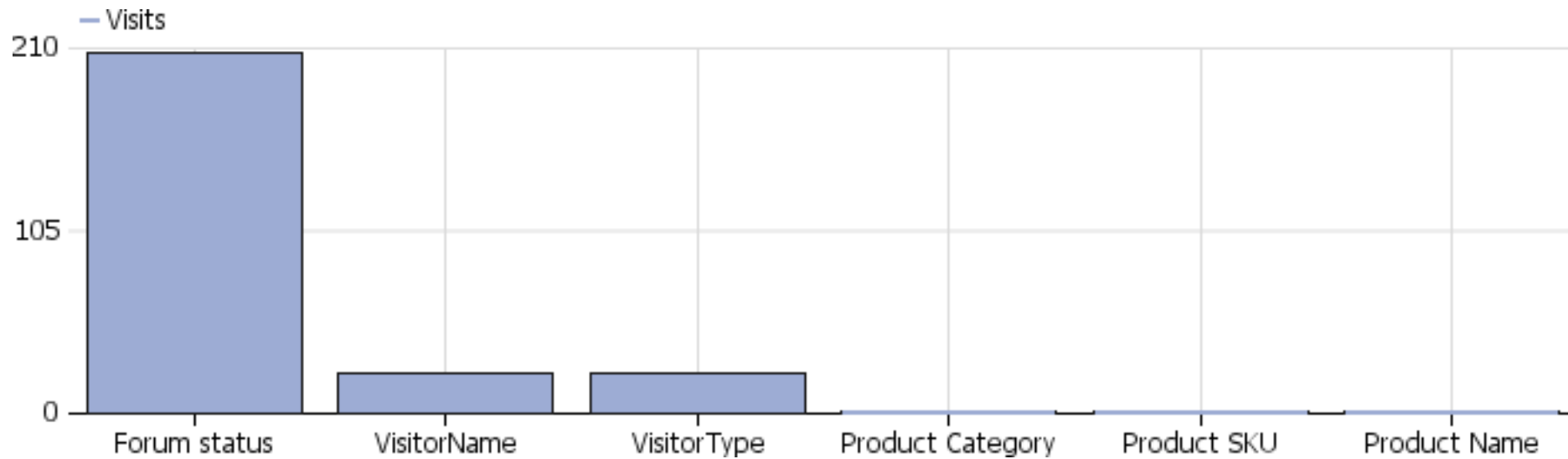
Country	Visits	Actions	Actions per Visit	Avg. Time on Website	Bounce Rate	Revenue
France	48	74	1.54	00:05:11	66.67%	\$ 5020
Greece	24	30	1.25	00:02:25	75%	\$ 0
Poland	24	30	1.25	00:02:17	75%	\$ 0
Canada	22	28	1.27	00:04:10	81.82%	\$ 0
United Kingdom	22	28	1.27	00:04:14	81.82%	\$ 0
China	20	30	1.5	00:06:52	60%	\$ 0
Germany	20	28	1.4	00:04:25	70%	\$ 0
United States	18	28	1.56	00:06:42	66.67%	\$ 40
Belgium	16	26	1.63	00:11:18	75%	\$ 2222.22
Switzerland	16	24	1.5	00:08:22	75%	\$ 0

Continent



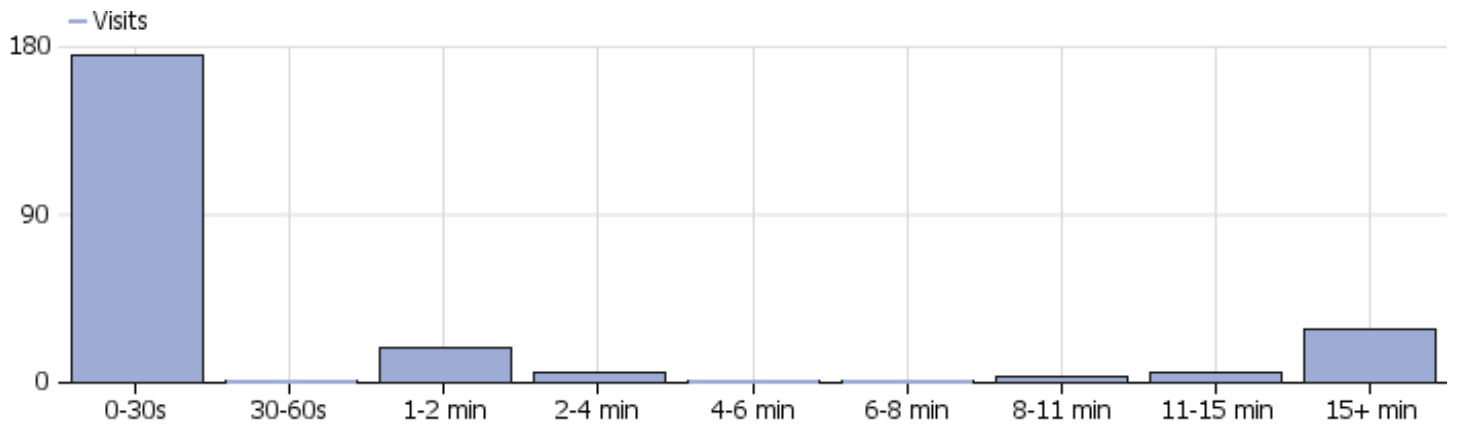
Continent	Visits	Actions	Actions per Visit	Avg. Time on Website	Bounce Rate	Revenue
Europe	170	240	1.41	00:05:03	72.94%	\$ 7242.22
North America	40	56	1.4	00:05:19	75%	\$ 40
Asia	20	30	1.5	00:06:52	60%	\$ 0

Custom Variables



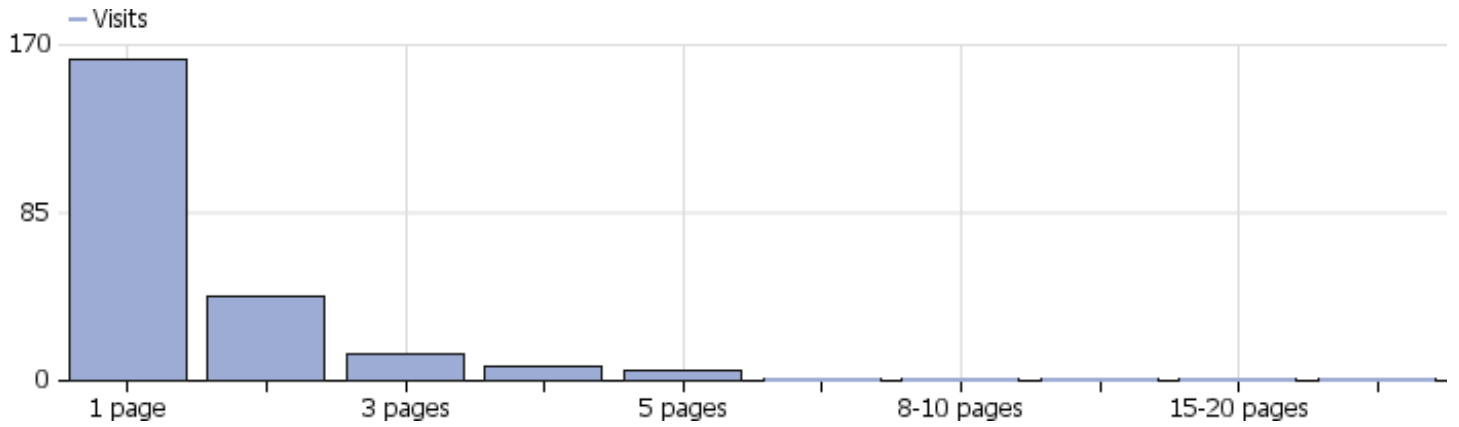
Custom Variable name	Visits	Actions	Actions per Visit	Avg. Time on Website	Bounce Rate	Revenue
Forum status	206	300	1.46	00:05:52	71.84%	\$ 0
VisitorName	22	24	1.09	00:00:02	72.73%	\$ 7282.22
VisitorType	22	24	1.09	00:00:02	72.73%	\$ 7282.22
Product Category	0	16	0	00:00:00	0%	\$ 0
Product SKU	0	20	0	00:00:00	0%	\$ 0
Product Name	0	20	0	00:00:00	0%	\$ 0

Length of Visits



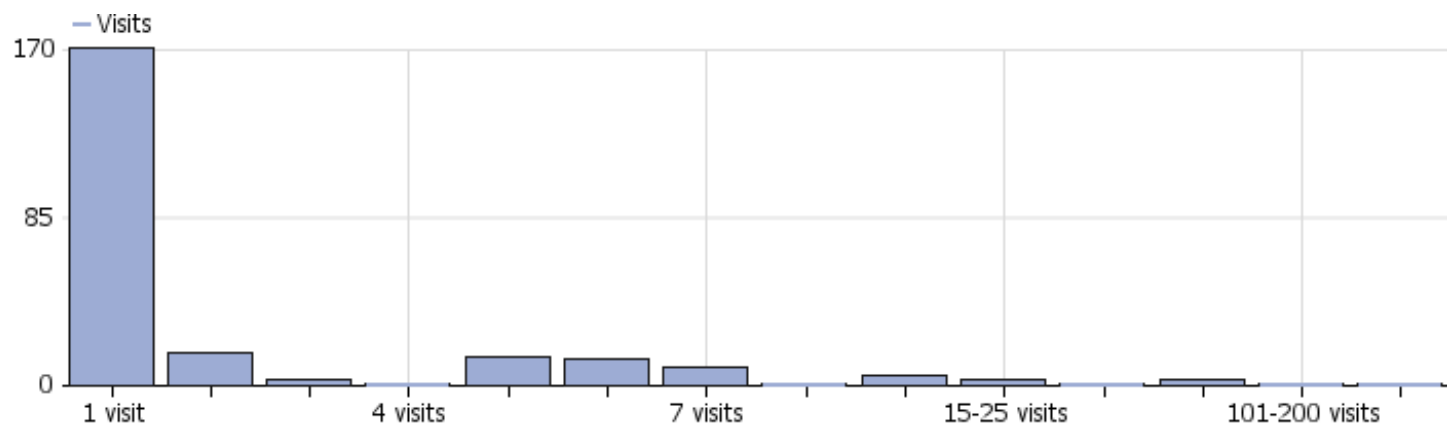
Visit duration	Visits
0-30s	174
30-60s	0
1-2 min	18
2-4 min	4
4-6 min	0
6-8 min	0
8-11 min	2
11-15 min	4
15+ min	28

Pages per visit



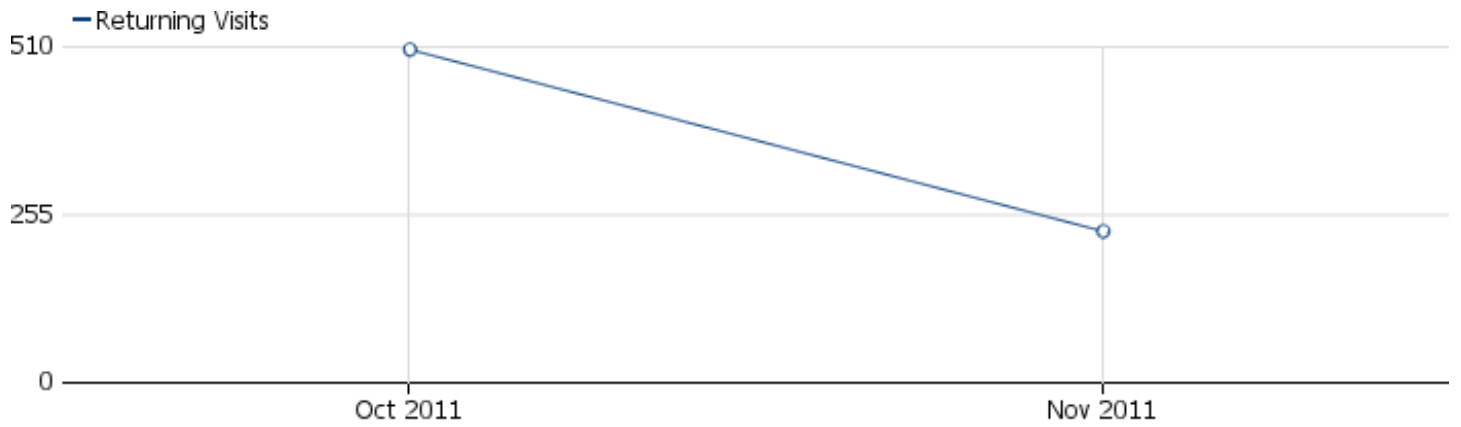
Pages per visit	Visits
1 page	162
2 pages	42
3 pages	12
4 pages	6
5 pages	4
6-7 pages	0
8-10 pages	0
11-14 pages	0
15-20 pages	0
20+ pages	0

Visits by visit number



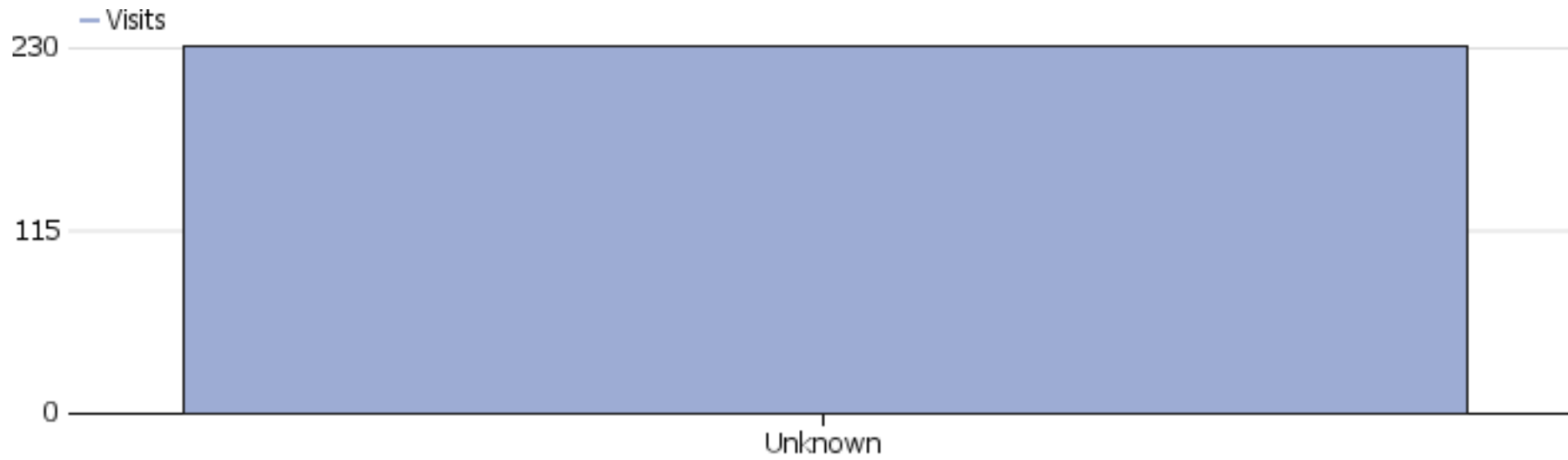
Visits by visit number	Visits
1 visit	170
2 visits	16
3 visits	2
4 visits	0
5 visits	14
6 visits	12
7 visits	8
8 visits	0
9-14 visits	4
15-25 visits	2
26-50 visits	0
51-100 visits	2
101-200 visits	0
200+ visits	0

Returning Visits



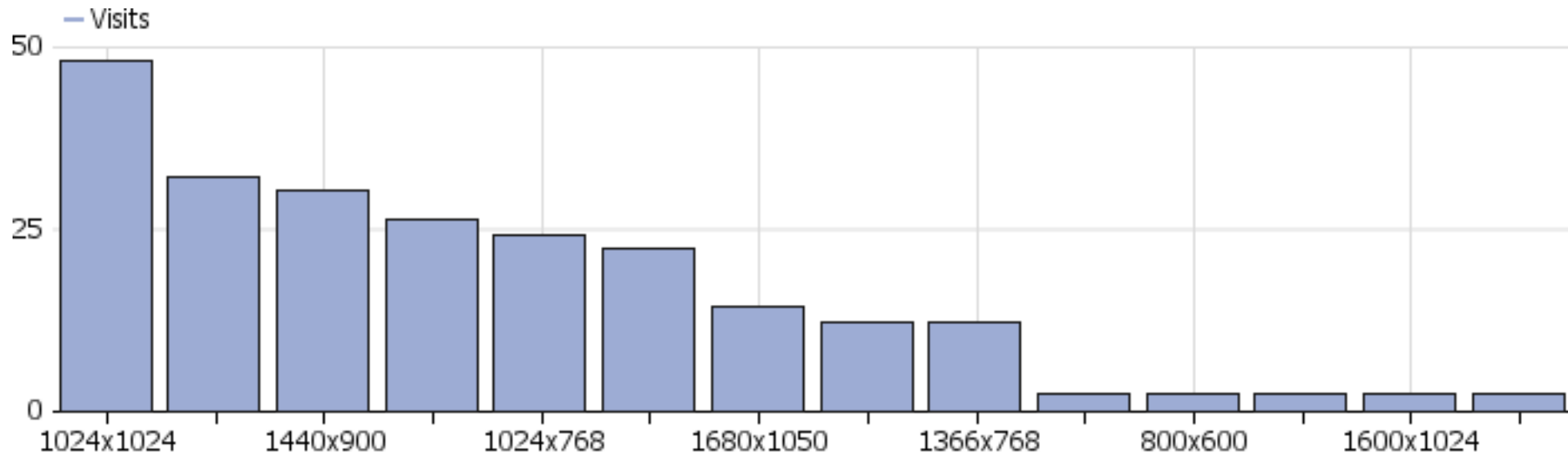
Name	Value
Returning Visits	230
Actions by Returning Visits	326
Bounce rate for Returning Visits	72%
Avg. Actions per Returning visit	1.4
Avg. Visit Duration for Returning Visitors (in seconds)	00:05:15

Provider



Provider	Visits	Actions	Actions per Visit	Avg. Time on Website	Bounce Rate	Conversion Rate
Unknown	230	326	1.42	00:05:15	72.17%	4.35%

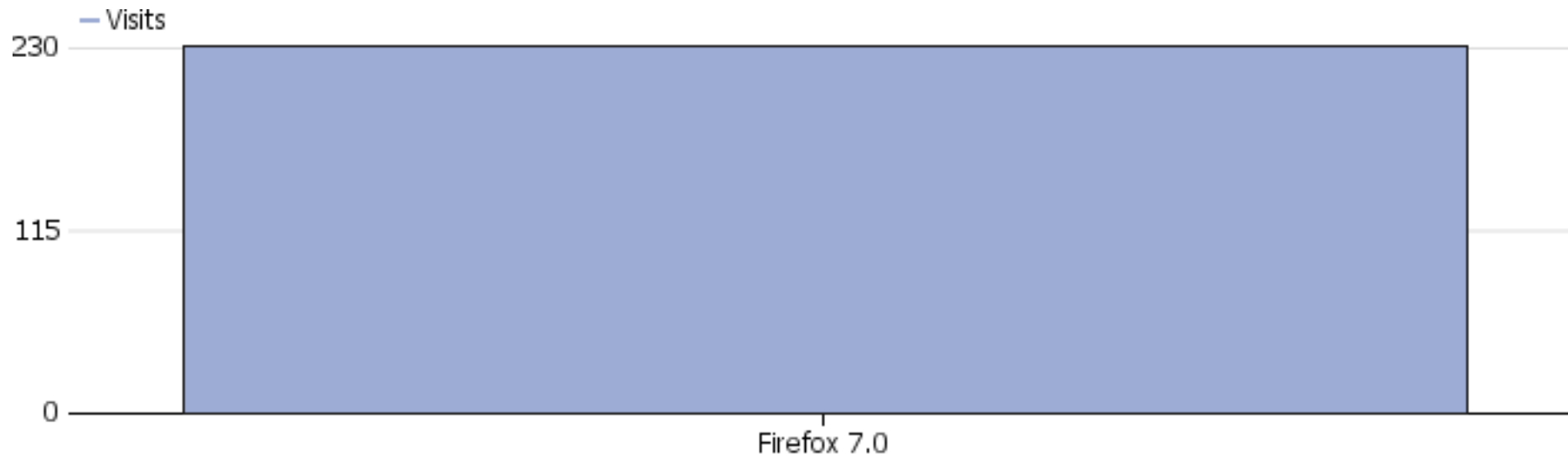
Screen resolutions




Resolution	Visits	Actions	Actions per Visit	Avg. Time on Website	Bounce Rate	Conversion Rate
1024x1024	48	100	2.08	00:19:08	50%	0%
1280x800	32	56	1.75	00:01:01	37.5%	0%
1440x900	30	34	1.13	00:01:46	93.33%	0%
1920x1080	26	32	1.23	00:02:24	76.92%	0%
1024x768	24	26	1.08	00:00:01	75%	41.67%
1600x900	22	22	1	00:00:00	100%	0%
1680x1050	14	14	1	00:00:00	100%	0%
1280x1024	12	14	1.17	00:00:03	83.33%	0%
1366x768	12	14	1.17	00:04:18	83.33%	0%
800x415	2	2	1	00:00:00	100%	0%

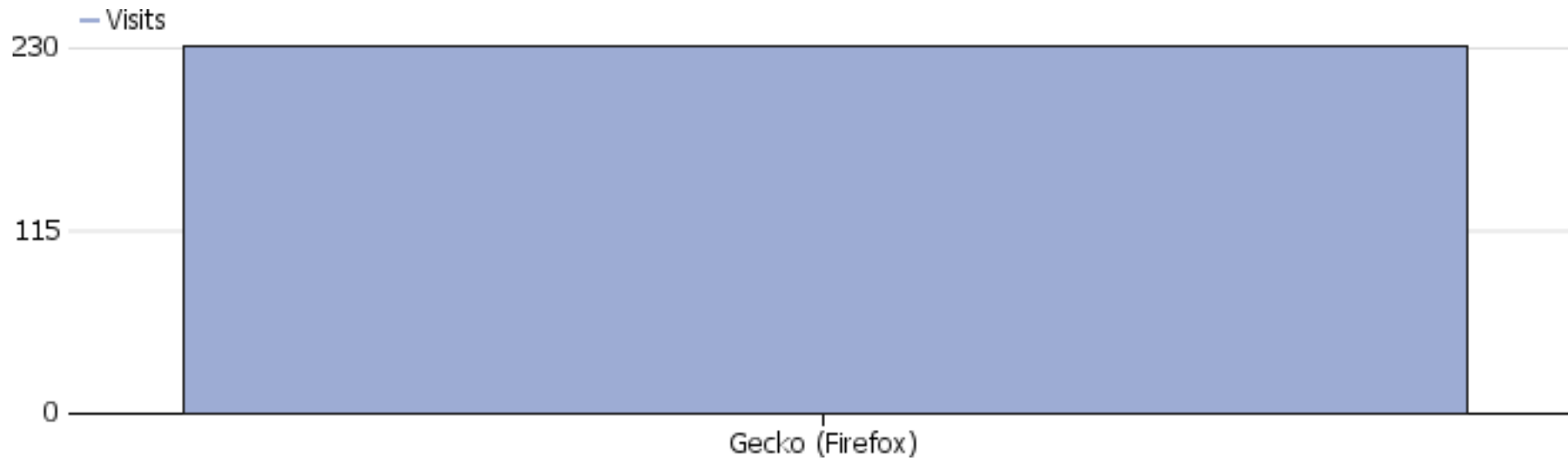
800x600	2	2	1	00:00:00	100%	0%
800x1360	2	6	3	00:44:11	0%	0%
1600x1024	2	2	1	00:00:00	100%	0%
1920x1200	2	2	1	00:00:00	100%	0%

Visitor browsers



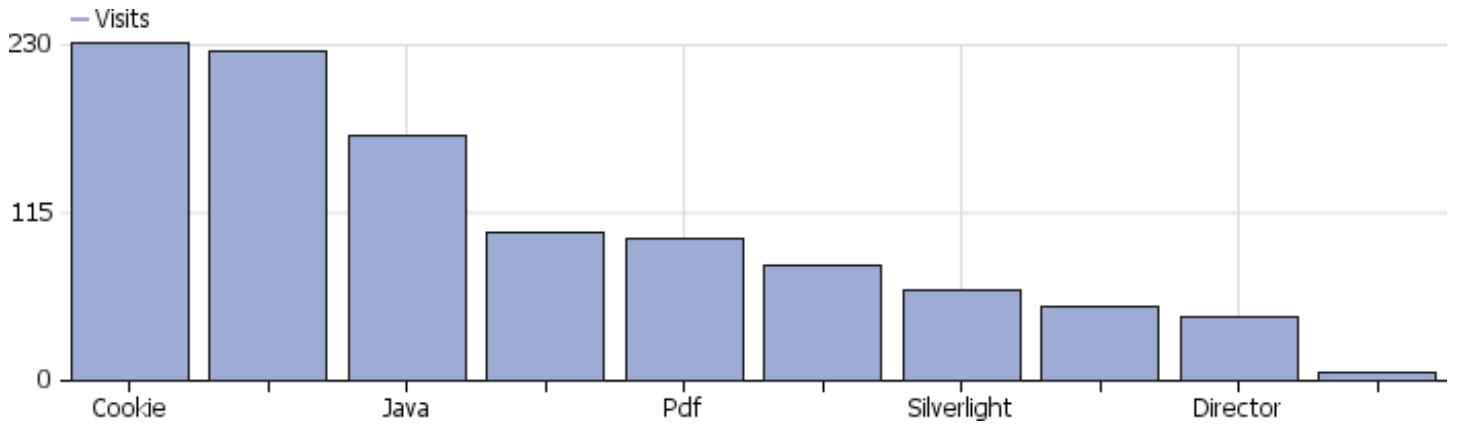
Browser	Visits	Actions	Actions per Visit	Avg. Time on Website	Bounce Rate	Conversion Rate
 Firefox 7.0	230	326	1.42	00:05:15	72.17%	4.35%





Browsers by family



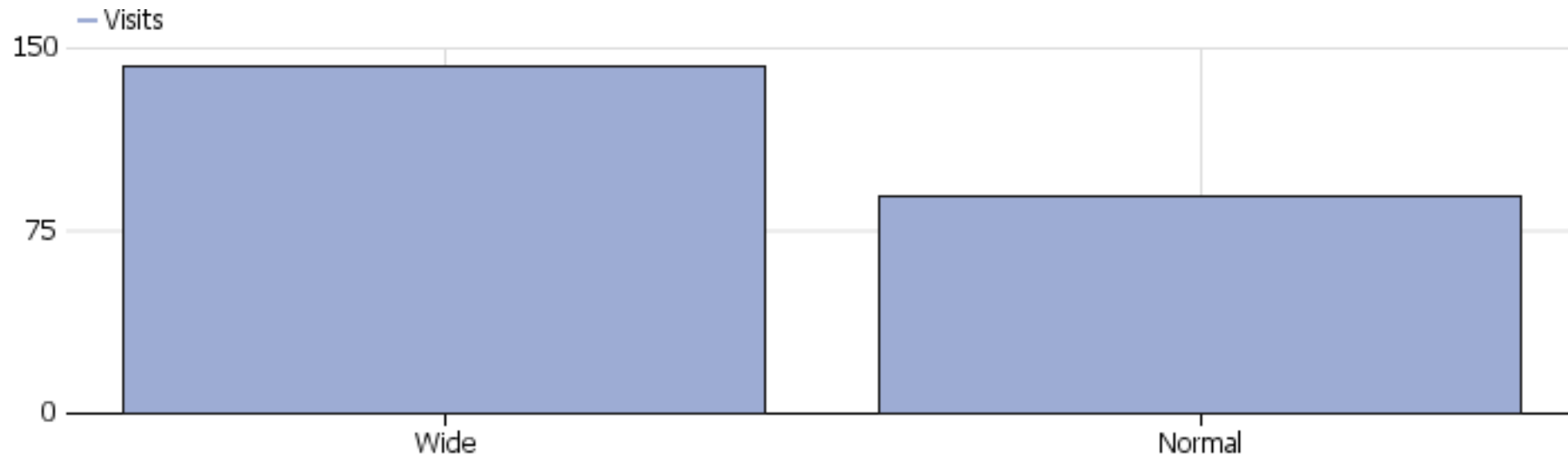
Browser family	Visits	Actions	Actions per Visit	Avg. Time on Website	Bounce Rate	Conversion Rate
Gecko (Firefox)	230	326	1.42	00:05:15	72.17%	4.35%



List of Plugins



Plugin	Visits	% Visits
 Cookie	230	100%
 Flash	224	97.4%
 Java	166	72.2%
 Windowsmedia	100	43.5%
 Pdf	96	41.7%
 Quicktime	78	33.9%
 Silverlight	60	26.1%
 Gears	50	21.7%
 Director	42	18.3%
 Realplayer	4	1.7%


Normal / Widescreen



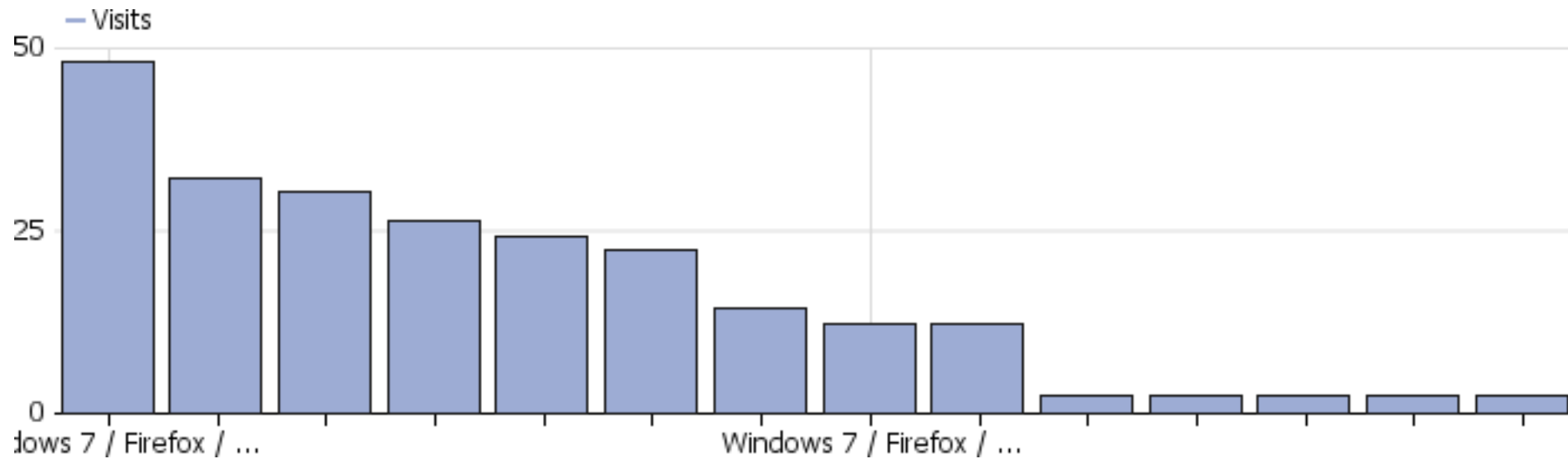
Type of screen	Visits	Actions	Actions per Visit	Avg. Time on Website	Bounce Rate	Conversion Rate
 Wide	142	178	1.25	00:01:24	78.87%	0%
 Normal	88	148	1.68	00:11:27	61.36%	11.36%

Operating systems



Operating system	Visits	Actions	Actions per Visit	Avg. Time on Website	Bounce Rate	Conversion Rate
 Windows 7	230	326	1.42	00:05:15	72.17%	4.35%

Global visitors configuration



Configuration	Visits	Actions	Actions per Visit	Avg. Time on Website	Bounce Rate	Conversion Rate
Windows 7 / Firefox / 1024x1024	48	100	2.08	00:19:08	50%	0%
Windows 7 / Firefox / 1280x800	32	56	1.75	00:01:01	37.5%	0%
Windows 7 / Firefox / 1440x900	30	34	1.13	00:01:46	93.33%	0%
Windows 7 / Firefox / 1920x1080	26	32	1.23	00:02:24	76.92%	0%
Windows 7 / Firefox / 1024x768	24	26	1.08	00:00:01	75%	41.67%
Windows 7 / Firefox / 1600x900	22	22	1	00:00:00	100%	0%
Windows 7 / Firefox / 1680x1050	14	14	1	00:00:00	100%	0%
Windows 7 / Firefox / 1280x1024	12	14	1.17	00:00:03	83.33%	0%
Windows 7 / Firefox / 1366x768	12	14	1.17	00:04:18	83.33%	0%
Windows 7 / Firefox / 800x415	2	2	1	00:00:00	100%	0%

Windows 7 / Firefox / 800x600	2	2	1	00:00:00	100%	0%
Windows 7 / Firefox / 800x1360	2	6	3	00:44:11	0%	0%
Windows 7 / Firefox / 1600x1024	2	2	1	00:00:00	100%	0%
Windows 7 / Firefox / 1920x1200	2	2	1	00:00:00	100%	0%